






LEGEND

-  GATE VALVE
-  GATE VALVE w/BLIND FLANGE
-  MJ TEE
-  RESTRAINED JOINT MJ FLANGE
-  CHECK VALVE

DORCHESTER COUNTY WATER & SEWER	
TYPICAL PUMP STATION TOP PLAN	DRAWING: S-11
DATE: <u>JANUARY 2020</u>	DRAWN BY: <u>STL</u>
SCALE: <u>NTS</u>	APPROVED BY: <u>JDC</u>