






LEGEND

-  PLUG VALVE
-  PLUG VALVE w/BLIND FLANGE
-  MJ TEE
-  RESTRAINED JOINT MJ FLANGE
-  CHECK VALVE

<b>DORCHESTER COUNTY WATER &amp; SEWER</b>	
<b>TYPICAL PUMP STATION W/ FLOW METER TOP PLAN</b>	DRAWING: <b>S-22</b>
DATE: <u>MARCH 2024</u>	DRAWN BY: <u>STL</u>
SCALE: <u>NTS</u>	APPROVED BY: <u>JDC</u>